

818 Series Calibrated Photodiode Sensors

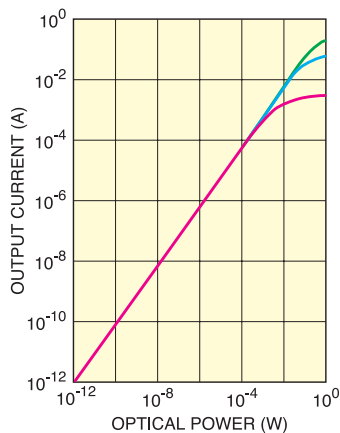


818 Series advanced free space photodiode sensors are calibrated for use with Newport power meters. They feature a removable, threaded OD3 attenuator. Utilizing NIST-traceable standards and calibrated with high-precision equipment these optical power detectors offer the lowest calibration uncertainty in industry.

- NIST traceable calibration with lowest uncertainty available
- Removable OD3 attenuation filter
- Detachable DB15 calibration module
- Optional screw in fiber-optic adapters for fiber power measurement

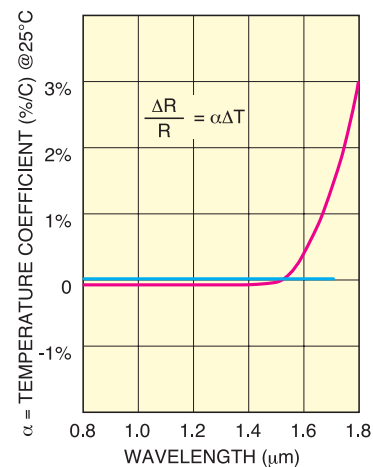


Product Features



Linearity of photodiode response

- 818-UV, 918D-UV
- 818-SL, 818-ST2, 918D-IS
- 818-IR, 818-IG, 918D-IR, 918D-IG



Temperature variation of response vs. wavelength

- 818-IG, 918D-IG
- 818-IR, 918D-IR

These photodiodes show excellent linearity over a large dynamic range. This is ideal for use in applications that require high accuracy measurements down to the pW level, especially when combined with a high sensitivity power meter that can accommodate the large dynamic range of the optical signal.

A natural characteristic of a photodiode is for its optical response to change as the temperature changes near the bandgap of semiconductor materials. Newport's 918D series sensors feature a thermocouple near the photodiode, which allows certain Newport meters to read the temperature and automatically adjust the responsivity, ensuring the most accurate measurements.

818 Series Calibrated Photodiode Sensors

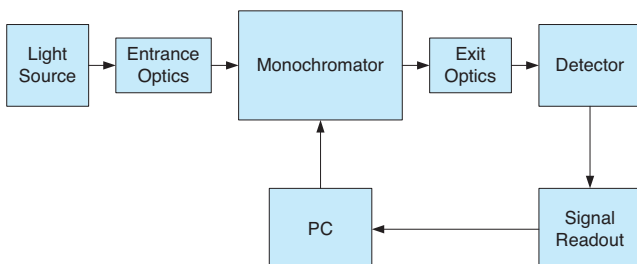


Factors that Affect Maximum Measurable Power

The maximum measurable power of photodiode sensors is dependent on several factors such as the wavelength of incoming light, photodiode current output saturation, temperature, use of an attenuator and a power meter's maximum current input value. Newport provides maximum power specifications based on the power meter models, with and without an attenuator, and wavelength-dependent maximum power level. With these factors affecting measurable power in mind, choosing the proper detector for your application is critical.

NIST-traceable Sensor Calibration

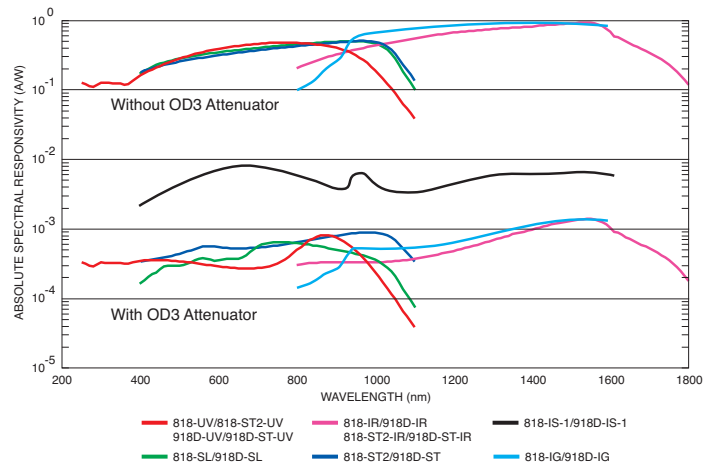
Our calibrated photodiode sensors include a full spectral response calibration utilizing NIST-traceable standards calibrated with high-precision equipment maintained in Newport's optical detector calibration facility. Tight calibration facility and process control allows the tightest calibration uncertainty in industry. Each detector is shipped with the calibration data, which is electronically stored inside the detector's EEPROM. A certificate of calibration as well as the actual calibration curves and data are shipped with each detector for attenuator and no attenuator models. To maintain accuracy and guarantee performance, Newport recommends annual photodiode detector calibration.



Detector calibration system block diagram.

Wide Dynamic Range with OD3 Attenuator

The 884 Series OD3 attenuators extend the calibrated optical dynamic range of our detectors by three decades. Both the attenuator and detector have their serial number scribed on the part which, to maintain calibration, must match. Our attenuator design provides high damage threshold and spectral flatness. With the low noise equivalent power (NEP) associated with the photodiodes being used, a wider dynamic range is achieved. The clear aperture of the 884 Series attenuators is 10.3 mm.



Removable OD3 Attenuator


For less than 1 mW input power (or 0.1 mW for 818-UV/DB between 200-400 nm), removing the OD3 attenuator by unscrewing it from the detector head is recommended to maximize the signal-to-noise ratio.



818 Series Calibrated Photodiode Sensors

Removable Calibration Module

The 818 series detectors include a BNC connector with a removable calibration module. The /DB suffix indicates a DB15-style calibration module that is directly compatible with Newport's current power meters. Models with the /CM suffix, which include a legacy round 8-pin mini-DIN module and the BNC connector models, 818-xx, are no longer available. For older instruments that require no calibration module (BNC), we recommend that customers purchase 818-xx/DB and simply remove the DB15 calibration module. Please order the 818-SCAL-OPT when only a new calibration module is needed for the 818 Series photodiode detectors, without the need to recalibrate the detector.



Adapters for Fiber-Optic Applications

These photodiode sensors can be converted to measure optical power from connectorized or bare optical fibers. Newport offers a comprehensive set of screw-in fiber-optic adapters to match a variety of connector types. Our bare fiber holder and adapter mount are designed together to hold 250- μ m bare fibers without damaging the fiber.



Additional Functionality with BNC Connector

The BNC connector extends the functionality of the 818 Series photodiode sensors. It enables direct connection to an ammeter or lock-in amplifier. It also allows the detector output to be viewed on an oscilloscope after first connecting it to a current-to-voltage preamplifier, such as Newport's model 70710. Furthermore, the cable length can be extended by connecting another BNC cable.



818 Series Calibrated Photodiode Sensors



SPECIFICATIONS

Models	818-UV/DB	818-SL/DB	818-IR/DB	818-IG/DB
Sensor Size	Ø10 mm	Ø11.3 mm	Ø3 mm	Ø3 mm
Spectral Range	200 - 1100 nm	400 - 1100 nm	780 - 1800 nm	800 - 1650 nm
Maximum Measurable Power	1500 mW	2000 mW	2000 mW	2000 mW
Maximum Measurable Power Without Attenuator	5 mW (200 - 400 nm); 2.5 mW (400 - 600 nm, >1050 nm) , 1.5 mW (600 - 1050 nm)	4 mW with 1830-R and 1936-R, 2.5 mW with 843-R, 1919-R, and 841-PE-USB	10 mW (1918-R, 1936-R/2936-R), 1.3 mW (843-R, 1919-R, 841-PE-USB)	10 mW (1830-R, 1918-R, 1936-R/2936-R), 1.3 mW (843-R, 1919-R, 841-PE-USB)
Maximum Power Density	30 W/cm ²	30 W/cm ²	30 W/cm ²	30 W/cm ²
Maximum Power Density without Attenuator	0.2 W/cm ²	3 W/cm ²	3 W/cm ²	3 W/cm ²
Maximum Pulse Energy Without Attenuator	0.4 µJ	60 nJ	60 nJ	60 nJ
Calibration Uncertainty With Attenuator	±8% @ 200-219nm ±2% @ 220-349nm ±1% @ 350-949nm ±4% @ 950-1100nm	±1% @ 400-940nm ±4% @ 941-1100nm	±5% @ 780-910nm ±2% @ 911-1700nm ±4% @ 1701-1800 nm	±5% @ 800-900nm ±2% @ 901-1650nm
Calibration Uncertainty without Attenuator	±4% @ 200-219nm ±2% @ 220-349nm ±1% @ 350-949nm ±4% @ 950-1100 nm	±1% @ 400-940nm ±4% @ 941-1100 nm	±2% @ 780-910nm ±2% @ 911-1700nm ±4% @ 1701-1800 nm	±2% @ 800-900 nm ±2% @ 901-1650 nm
Attenuator	OD3, Threaded	OD3, Threaded	OD3, Threaded	OD3, Threaded
Linearity	±0.5 %	±0.5 %	±0.5 %	±0.5 %
Uniformity	±2 % over Ø2 mm with attenuator, ±2 % over Ø4 mm without attenuator	±2 %	±2 %	±2 % @ 1550 nm
Rise Time	3 µs	≤2 µs	≤2 µs	≤2 µs
Connector Type	DB15	DB15	DB15	DB15
Clear Aperture	10.3 mm	10.3 mm	10.3 mm	10.3 mm
Detector Material	UV Enhanced Silicon	Silicon	Germanium	Indium Gallium Arsenide
Detector Input	Free Space	Free Space	Free Space	Free Space
Calibration Module	DB15 removable	DB15 removable	DB15 removable	DB15 removable
Minimum Measurable Power	20 pW	20 pW	5 nW	20 pW
Cable Length	1.5 m	1.5 m	1.5 m	1.5 m
Maximum Pulse Energy	400 µJ	60 µJ	60 µJ	60 µJ
Detector Type	Post Mounted	Post Mounted	Germanium Sensor	Post Mounted